

**Biologisches Gelenkkonstrukt**

**Patent number:** DE19926083 (A1)

**Publication date:** 2000-12-14

**Inventor(s):** SCHAEFER DIRK JOHANNES [DE]; KLEMT CHRISTOF [DE]; STARK GERHARD BJOERN [DE]; FRIEDL HANS-PETER [DE]

**Applicant(s):** UNIVERSITAETSKLINIKUM FREIBURG [DE]

**Classification:**


- **international:** **A61L27/00; A61F2/28; A61F2/30; A61L27/38; C12N5/06; C12N15/12; A61F2/08; A61F2/42; A61F2/46; A61K35/12; A61F2/28; A61F2/30; A61L27/00; C12N5/06; C12N15/12; A61F2/08; A61F2/42; A61F2/46; A61K35/12; (IPC1-7): A61L27/54; A61F2/00; A61F2/08; C12N5/00; C12N11/00; C12N15/12**


- **european:** A61F2/28; A61F2/30C; A61L27/38; C12N5/06B18; C12N5/06B20; C12N5/06T


**Application number:** DE19991026083 19990608


**Priority number(s):** DE19991026083 19990608


**Also published as:**

 EP1242129 (A2)


 EP1242129 (B1)


 AU5679100 (A)


 JP2003510108 (T)


 AT258072 (T)


**Cited documents:**

 DE19721661 (A1)

 DE19648816 (A1)

 DE19543110 (A1)

 DE3810803 (A1)

 EP0530804 (A1)

more >>

**Abstract of DE 19926083 (A1)**

The invention relates to a biological joint construct which is at least partially produced in an in vitro manner and which comprises at least one biocompatible supporting material, cartilaginous tissue and osseous tissue, whereby the cartilaginous tissue and osseous tissue are joined to one another in a fixed manner. The invention also relates to a method for producing this joint construct. An additional aspect of the invention is osseous tissue that contains the transfected cells and a method for producing the same. Another aspect of the invention is osseous tissue that contains angiopoietic cells or angiogenic growth factors as well as a method for the production thereof.

Data supplied from the **esp@cenet** database — Worldwide